

TAMS 9

BARGE



OVERVIEW

180ft spudded Construction or Piling barge.

PRINCIPAL PARTICULARS

Length overall	56.27m	Draft lightship	0.58m
Width	18.29m	Draft max	2.928m
Depth	3.66m	Cargo capacity	2,273t @15t/m2

SURVEY

Registry	AMSA 2B Extended	Class	DNV 100 A5 pontoon
Official / UVI#	460995		

OPTIONS

The TAMS 9 has a multitude of uses and is well complemented by the optional deck equipment. 2 x manual spuds up to 32m long, 4 point mooring system, Fully enclosed winch lines including runs down deck, boom cradle, crane mats and stoppers, 60Kva genset, Workshop, Office, Ablution block, Black/grey water storage, Fuel cell with bowser, Illuminated decks for night work.

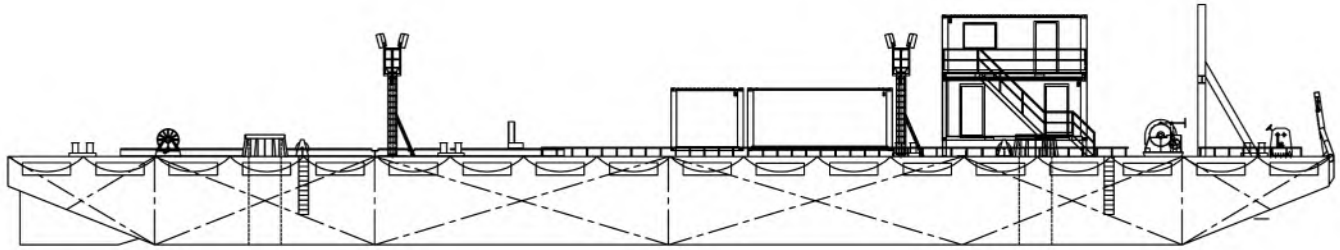
The fully hydraulic adjustable Piling leader has triple hydraulic gates and is able to take up to 1200mm piles and drive on the rake at a 1:3 angle.

TAMS 9

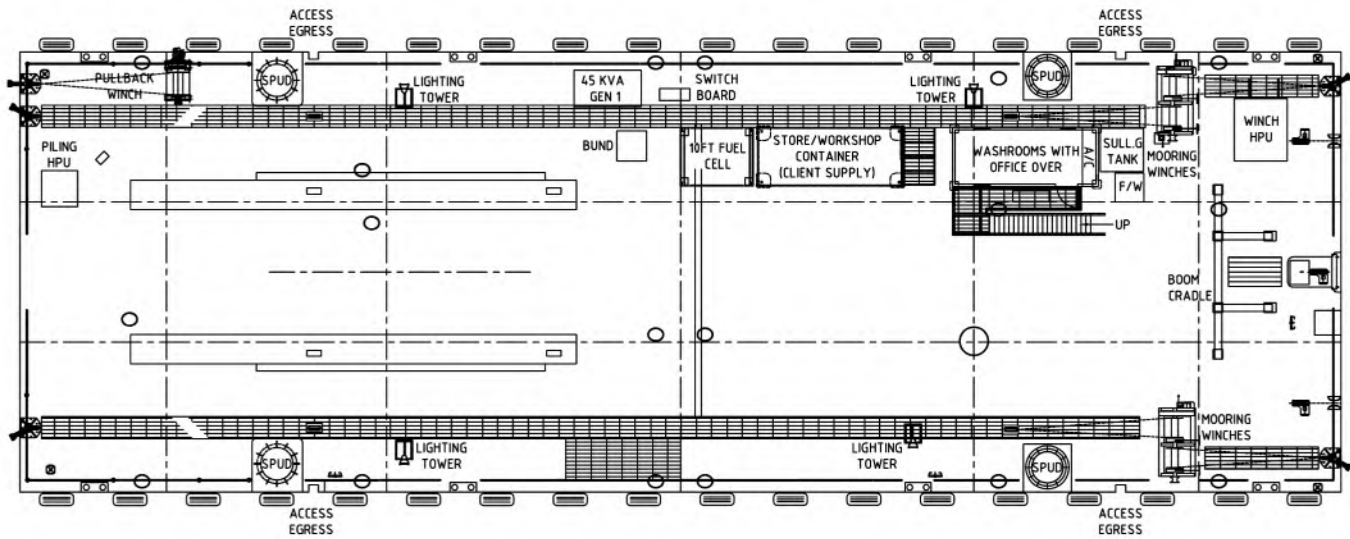
BARGE




GENERAL ARRANGEMENT



PROFILE



MAIN DECK



The data on this specification sheet has been published in good faith and should be considered for general information purposes only. It does not warrant its accuracy or completeness and to the full extent allowed by law excludes liability.